

Как все смешалось: гуманитарии, big data и анализ данных



Динара Гагарина

Высшая школа экономики – Пермь

dagagarina@hse.ru


2 февраля 2020, Perm Winter School'20

НАЦИОНАЛЬНЫЙ ИССЛЕДОВАТЕЛЬСКИЙ
УНИВЕРСИТЕТ


Digital Humanities, цифровая экономика и хайп



ДН от Гарварда – апрель 2019


[VIEW ALL COURSES](#)

HARVARD
UNIVERSITY

Search 

Introduction to Digital Humanities

Develop skills in digital research and visualization techniques across subjects and fields within the humanities.

[TAKE COURSE](#)  on edX Open April 30 – October 31, 2019 Free

 DURATION	7 weeks
 TIME COMMITMENT	2–4 hours per week
 PACE	Self-paced
 SUBJECT	Humanities
 COURSE LANGUAGE	English
 VIDEO TRANSCRIPT	English
 DIFFICULTY	Introductory

<https://online-learning.harvard.edu/course/introduction-digital-humanities>

Introduction to Digital Humanities / Harvard на edX



Lev Manovich

33 mins · 



Harvard University is now offering online course in Digital Humanities that includes visualization topics. So this is now officially 'mainstream' and not some 'marginal' thing. (The course seems to only cover creation, analysis and visualization of text data, and does not cover many other topics important in DH today - but its a start).

Of course it would take years until DH skills are standard part of humanities education, and are seen as simply part of humanities research toolkit, and not something unique. But we are gradually going in this direction.

I started to teach visualization of Cultural Data in 2006 and our lab started in 2007, so its satisfying to see that it was the right choice) - and I just learned that the laboratory for Analysis and Visualization of Cultural Data recently opened in Saint-Petersburg, Russia in one of the leading universities.



whatisdigitalhumanities.com

What Is Digital Humanities?

Digital Humanities is the study of various humanities through the use of computational techniques. The idea is to **gather new information that traditional study methods would not easily pinpoint**. This new approach can also speed up the process of information retrieval, acting as a supplement to traditional studies and enhancing our overall understanding of the humanities.

Ryan E Simmons

NB: Refresh the page to get a new definition. Quotes were pulled from participants from the [Day of DH](#) between 2009-2014. As of January 2015, the database contains 817 rows and randomly selects a quote each time the page is loaded. If you want to do something cool with the data, I am providing a download for the CSV I compiled [here](#).

Made by [Jason Heppler](#). Problems? Questions? I'm [@jaheppler](#) on Twitter.



Манифест Digital Humanities, 2010

1. «**Цифровая революция**» современного общества видоизменяет и ставит под вопрос традиционные **формы создания и распространения знаний**.

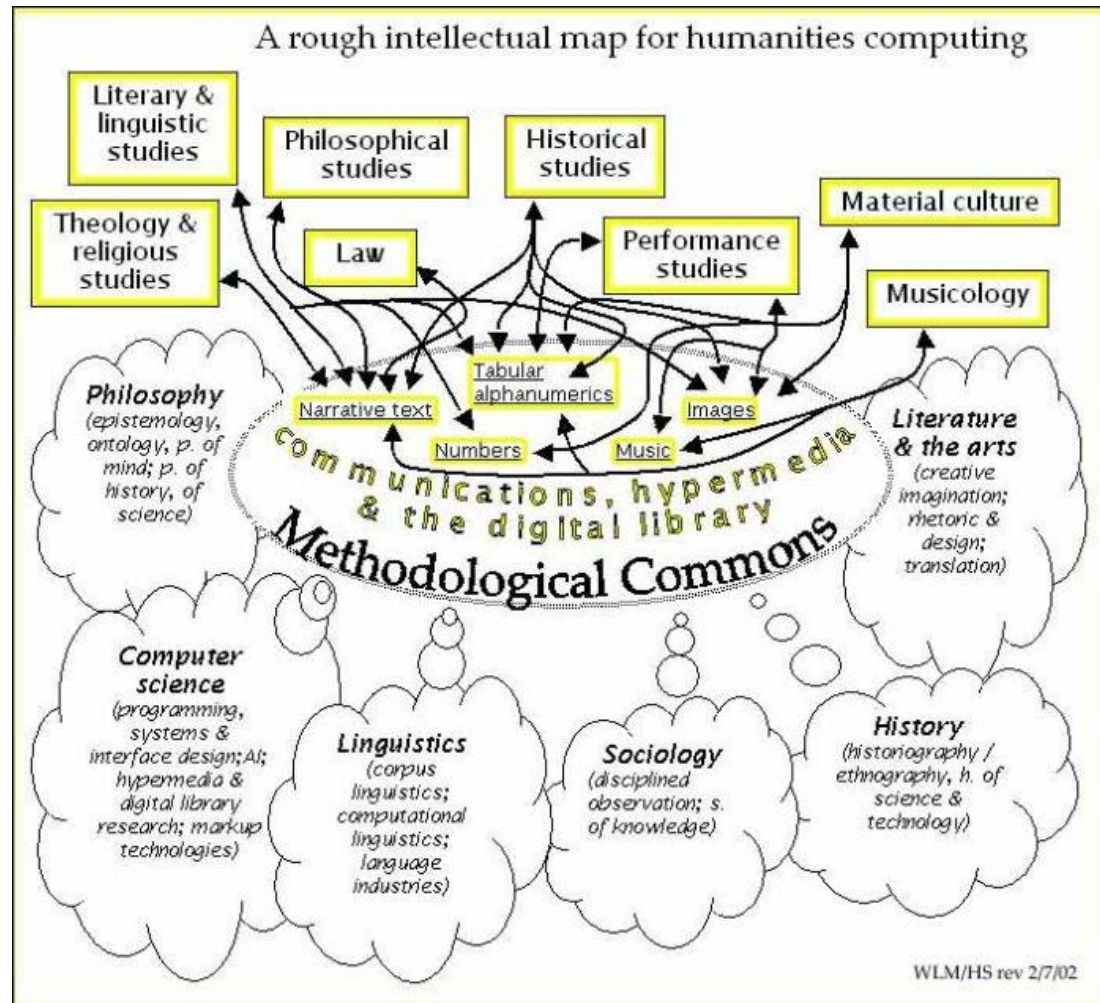
2. ...цифровые методы исследований имеют значение для **всех гуманитарных наук**. Digital Humanities развиваются не с «чистого листа».

3. Цифровые гуманитарные науки по определению **междисциплинальны** ...

Читать целиком: <https://tcp.hypotheses.org/501>



Digital Humanities map



A rough intellectual map for humanities computing (Willard McCarty and Harold Short, in "Mapping the field: A report to the ALLC". 2002. Association for Literary and Linguistic Computing)

It remains debatable whether digital humanities should be regarded as a “discipline in its own right,” rather than a set of related methods, but it cannot be doubted, in 2015, that it is a vibrant and rapidly growing field of endeavor. In retrospect, it is clear that the decision this group of editors, prompted by their publisher, took in naming the original *Companion* changed the way we refer to this field: we stopped talking about “humanities computing” and started talking about “digital humanities.” The editors of this volume and the last, in conversation with their publisher, chose this way of naming the activity represented in our collected essays in order to

shift the emphasis from “computing” to “humanities.” What is important today is that we are doing work with computers, but rather that we are doing the work of humanities, in digital form. The field is now much broader than it once was, and includes not only the computational modeling and analysis of humanities information, but also the cultural study of digital technologies, their creative possibilities, and their social impact.



A NEW COMPANION TO

DIGITAL HUMANITIES

EDITED BY

SUSAN SCHREIBMAN, RAY SIEMENS,
AND JOHN UNSWORTH

WILEY Blackwell

we stopped talking about
“humanities computing” and
started talking about “digital
humanities”

mosaika.io - Орнамика

ОРНАМИКА – ЭТО КРУПНЕЙШИЙ ОТКРЫТЫЙ
ЦИФРОВОЙ АРХИВ И ЛАБОРАТОРИЯ
УЗОРОВ РОССИИ

FACEBOOK

ПРИСОЕДИНЯЙТЕСЬ!

ВЫСТАВКА ПРОЕКТА «ОРНАМИКА»



ORNAMIKA.RU
ЦИФРОВАЯ ЛАБОРАТОРИЯ 2,5

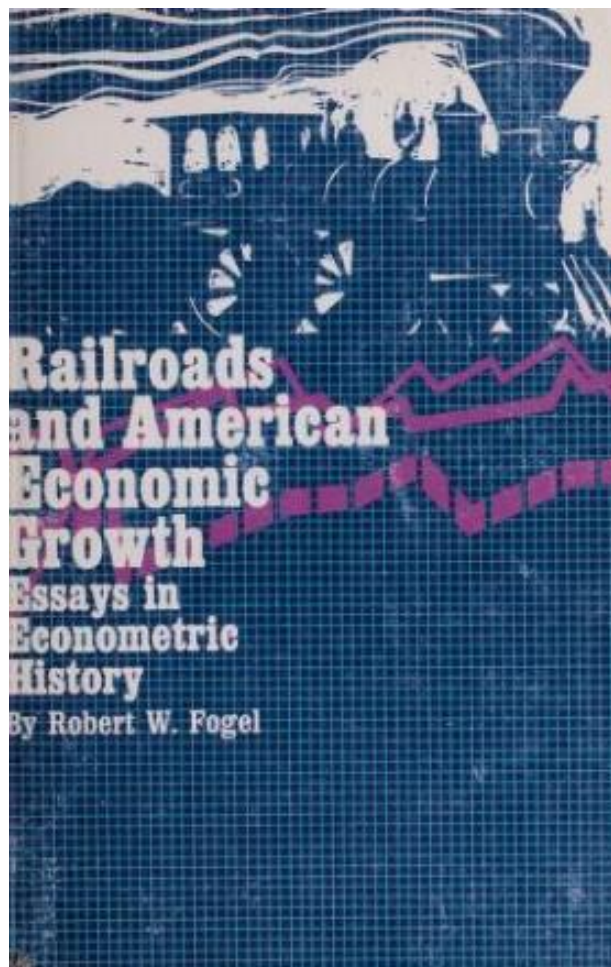
ВЕСНА
2020

Digital Humanities / Цифровая гуманитаристика

- гуманитарные исследования с применением ИТ/математики/data science
- цифровые ресурсы, визуализация, сохранение культурного наследия
- человек в цифровом мире, новая этика, цифровая смерть



Роберт Фогель и железные дороги США

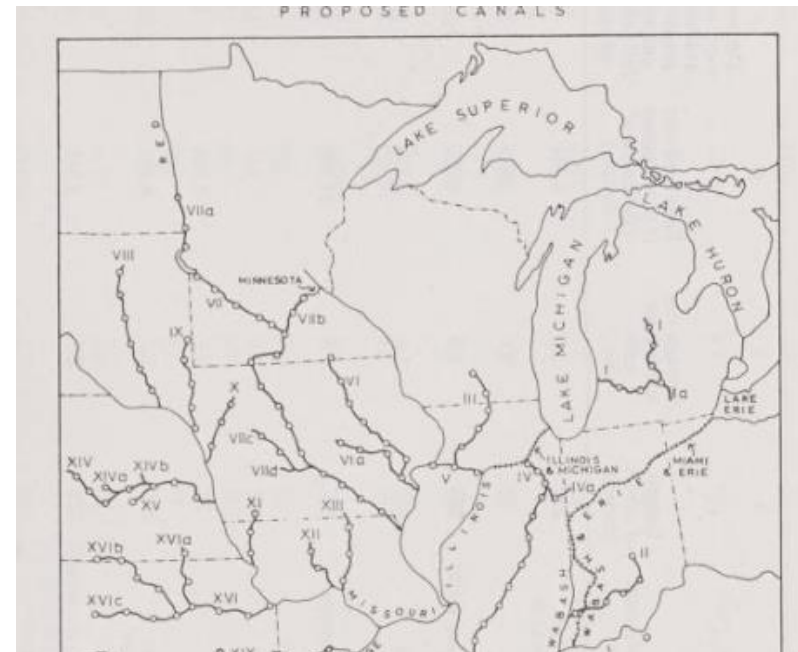


Роберт Фогель

Railroads and American Economic Growth: Essays in Econometric History, 1964

Роберт Фогель и железные дороги США

- История может быть доказательной
- Математические методы оправданы в истории
- История терпит сослагательное наклонение
- Новое направление – новая экономическая история или клиометрика
- Историкам дают нобелевские премии!



Кембриджская группа по изучению населения и социальной структуры, 1964

The Cambridge Group for the History of Population and Social Structure

Department of Geography and Faculty of History

Home About the group Research People Library & Resources Seminars Events PhD & MPhil Contacts

1817

Proportion of adult male labour force in secondary sector (%)

91 - 100 41 - 50
81 - 90 31 - 40
71 - 80 21 - 30
61 - 70 11 - 20

The occupational structure of Britain 1379-1911

1 of 4

About the Cambridge Group

The Cambridge Group for the History of Population & Social Structure was founded in 1964. In the fifty years since then, members of the Group have made a spectacular series of discipline-transforming contributions to social science history. These include work on historical demography and household structure, on the interdependence of these elements with welfare systems, and on

Latest news

Roger Schofield

9th April, 2019

It is with great sadness that we learn that Roger Schofield has passed away.

Roger was a key member of the Group from its very early days, and although his recent years were

Departmental links


[Faculty of History](#)

[Department of Geography](#)

Research seminars

- **9th May 2019:** Relief Stocks in Early Modern Holland. [Details...](#)
- **15th May 2019:** Occupational Structures in the Republic of Venice (1780-1790). [Details...](#)
- **22nd May 2019:** A new perspective on the role of public investment in sanitation and mortality decline in urban England 1870-1911. [Details...](#)
- **12th June 2019:** Addressing health: sickness and retirement in the Victorian Post Office. [Details...](#)

Integrated Census Microdata (I-CeM) - 180 млн. записей



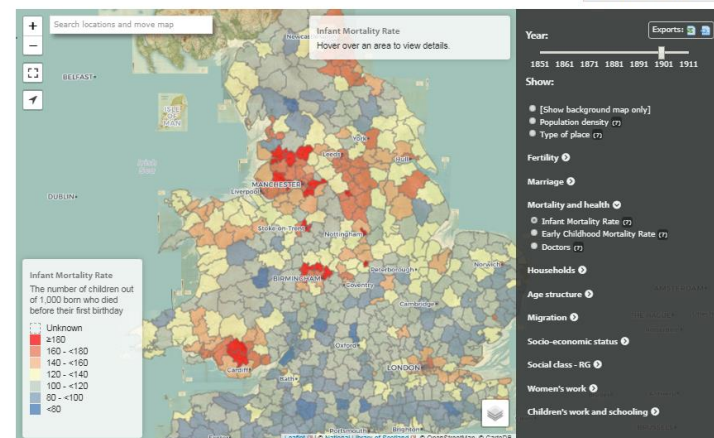
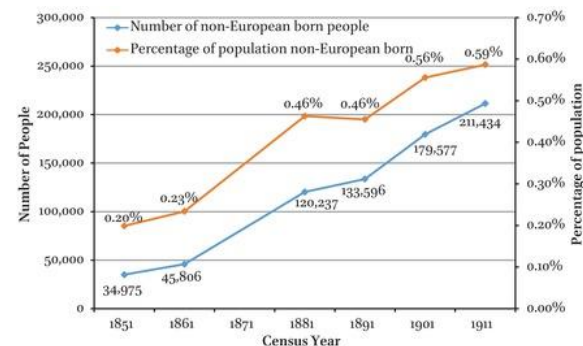
Example

The unfurnished House are shown within the boundaries of the

First Parish (parish)	Second Parish (parish)	Third Parish (parish)	Fourth Parish (parish)	Fifth Parish (parish)	Sixth Parish (parish)	Seventh Parish (parish)	Eighth Parish (parish)	Ninth Parish (parish)	Tenth Parish (parish)	Eleventh Parish (parish)	Twelfth Parish (parish)	Thirteenth Parish (parish)	Fourteenth Parish (parish)	Fifteenth Parish (parish)	Sixteenth Parish (parish)	Seventeenth Parish (parish)	Eighteenth Parish (parish)	Nineteenth Parish (parish)	Twentieth Parish (parish)
St. Andrew's	St. George's	St. James's	St. John's	St. Peter's	St. Paul's	St. Mary's	St. Michael's	St. Nicholas's	St. Martin's	St. Anne's	St. Agnes's	St. Margaret's	St. Elizabeth's	St. Catherine's	St. Barbara's	St. Ursula's	St. Lucia's	St. Sophia's	St. George's
...

Total of Houses: 1000

Total of Males and Females: 2000



Источники:

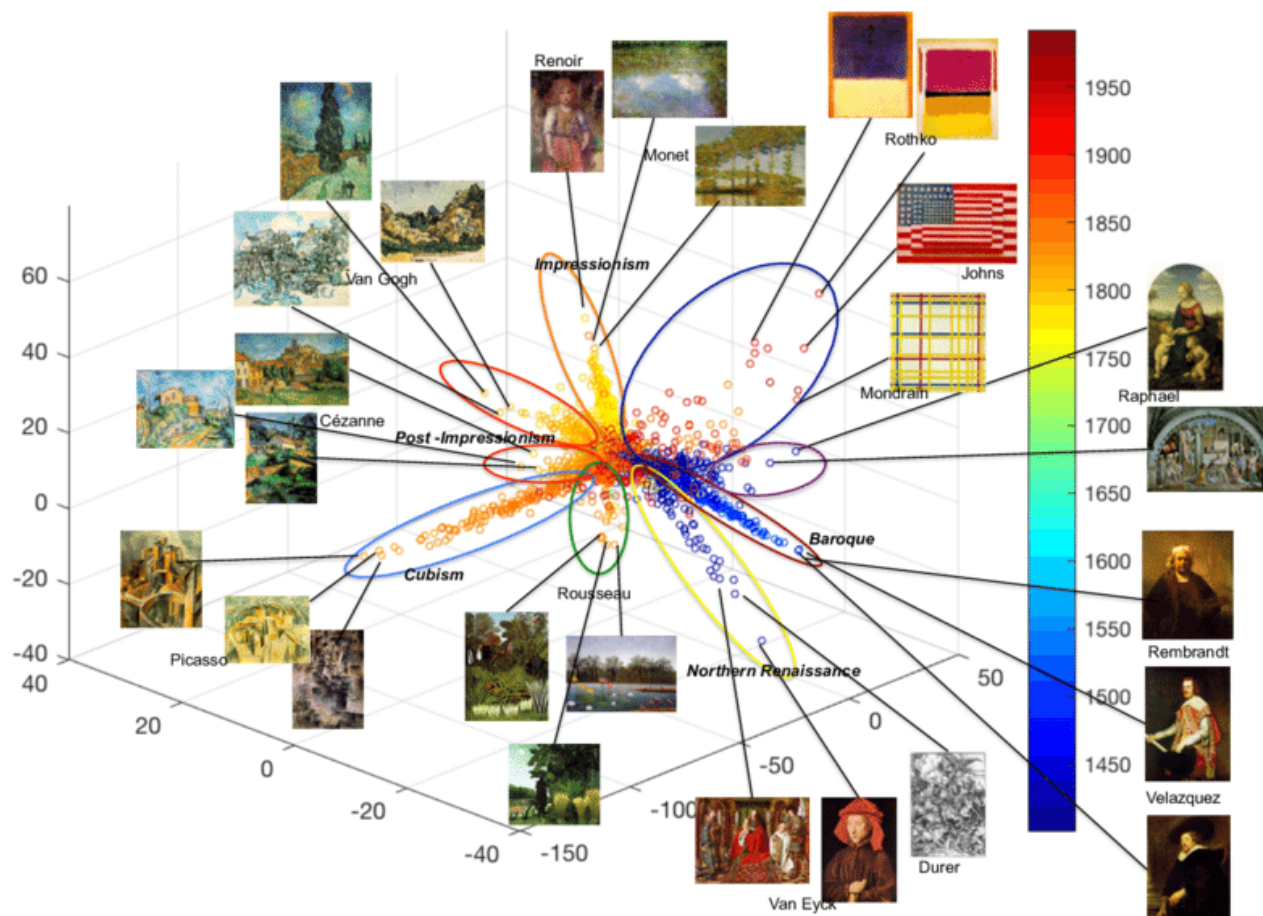
Szreter B. Global Immigration to England and Wales, 1851–1911. Evidence from the Census in International Migrations in the Victorian Era. 2018

Populations Past – Atlas of Victorian and Edwardian Population <https://www.populationspast.org/>

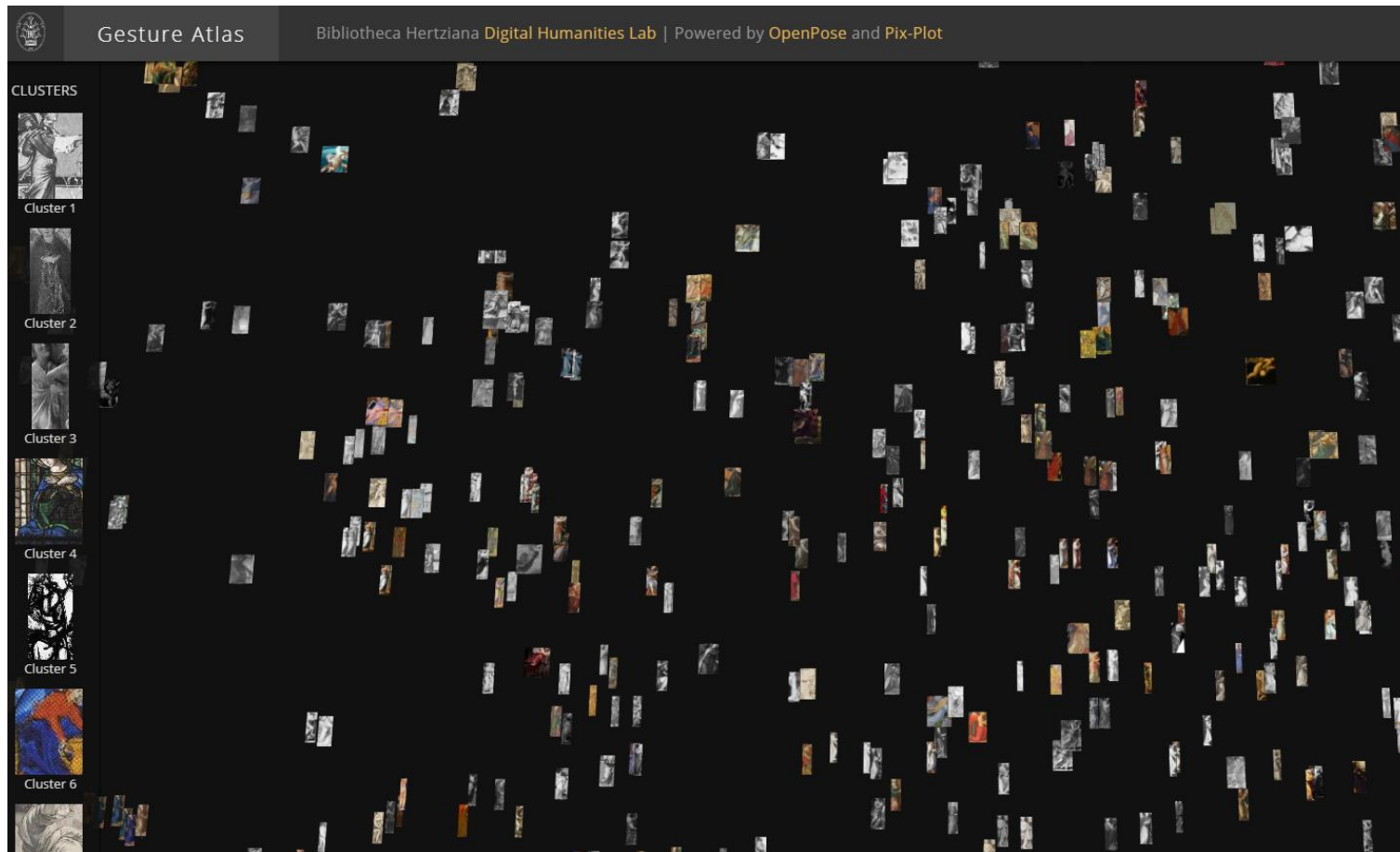
INTEGRATED CENSUS MICRODATA (I-CEM) GUIDE, 2013

Machine learning и история искусства

A




Атлас жестов – Gesture Atlas



<https://biblhertz.github.io/atlas/>

Атлас жестов – Gesture Atlas



Leonardo I. and Süssstrunk S. Pose and Pathosformel in Aby Warburg's Bilderatlas // ECCV Workshops, 2016

Атлас жестов – Gesture Atlas



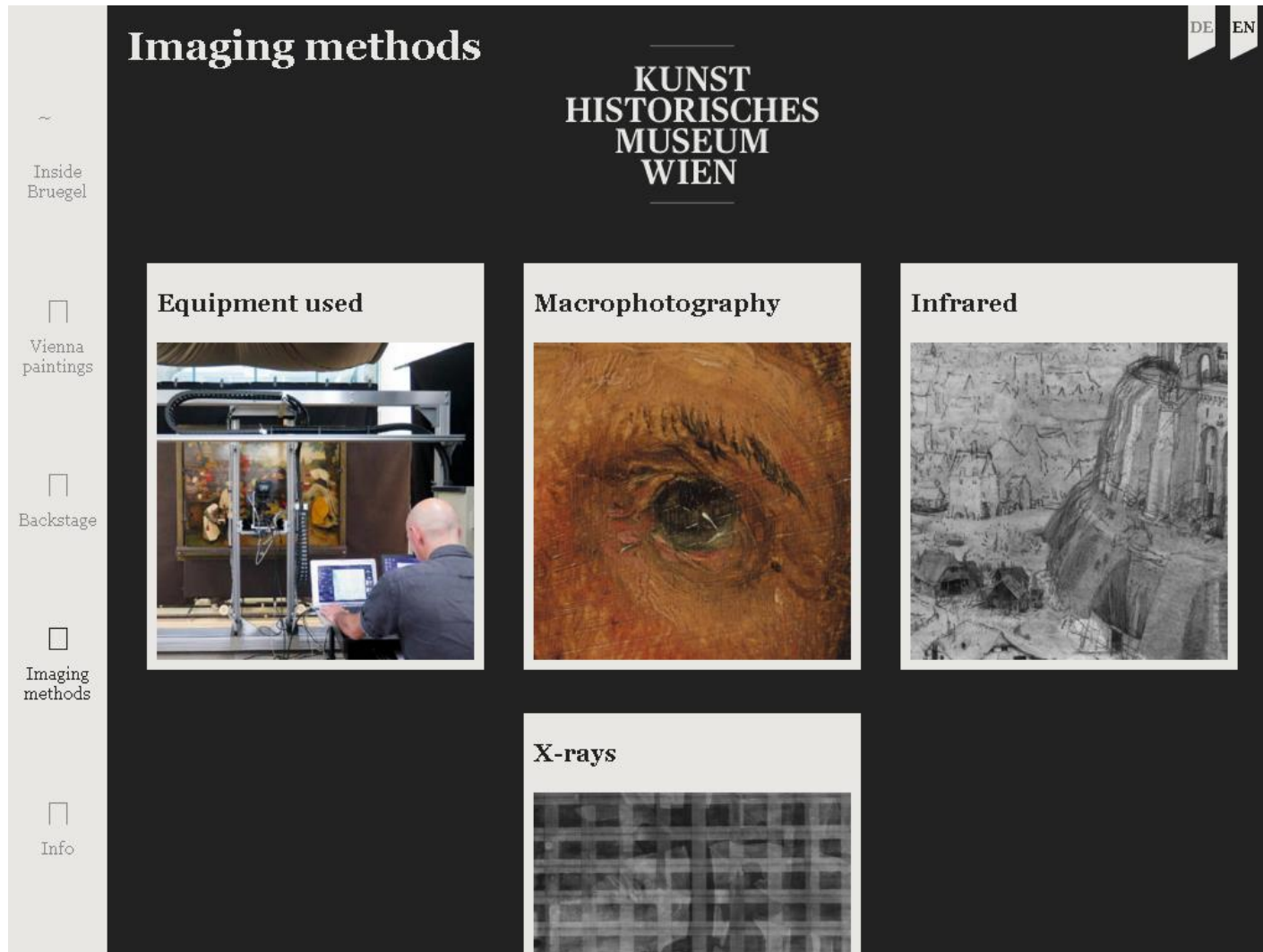
Leonardo I. and Süssstrunk S. Pose and Pathosformel in Aby Warburg's Bilderatlas // ECCV Workshops, 2016

Разделение содержания и стиля изображения




Gatys L., Ecker A., Bethge M. A Neural Algorithm of Artistic Style. 2015.
arxiv.org/pdf/1508.06576.pdf

«Внутри Брейгеля». Музей истории искусств Вены



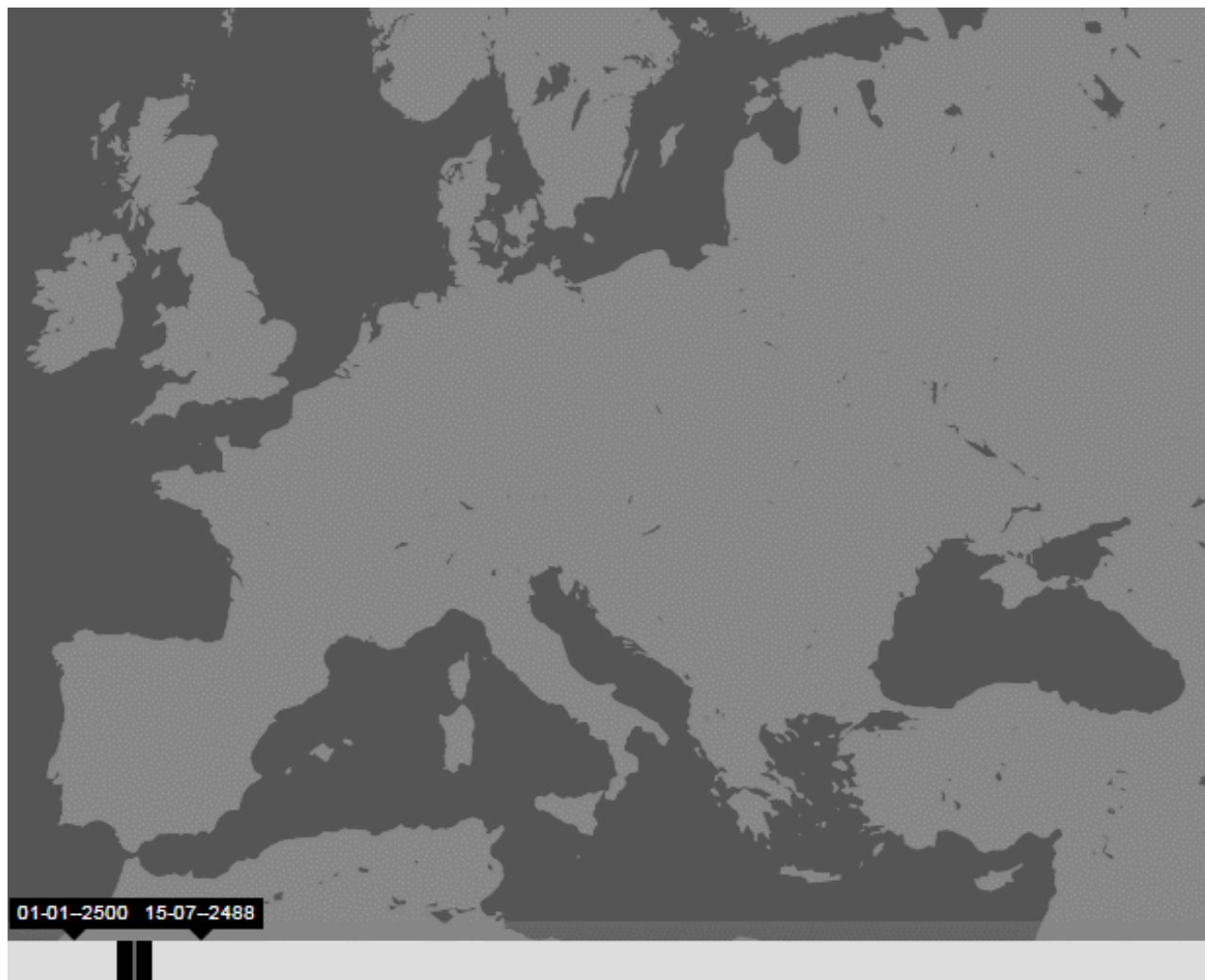
www.insidebruegel.net

«Внутри Брейгеля». Музей истории искусств Вены



www.insidebruegel.net

«Цифровая оптика»



Спасибо за внимание!



Динара Гагарина

декан социально-гуманитарного факультета
НИУ ВШЭ – Пермь,

руководитель магистратуры «Цифровые методы
в гуманитарных науках» perm.hse.ru/ma/digitalhum

dagagarina@hse.ru

facebook.com/dinara.gagarina

vk.com/dinaragagarina